


Ribco



**Seafarer 36**




**Seafarer 36**

Offshore is in our blood  
...but perfection is our passion

The brand's best seller and one of the most popular RIBs in this segment of the market. Overwhelming with a lot of space, luxurious, with a robust construction, she is a real limousine on the water! Moreover her revolutionary offshore hull allows safely trips even in rough weather conditions. Available in outboard and sterndrive version.

Ribco





*Ribco*



## Standard on Board

### NAVIGATION, INSTRUMENTS AND MUSIC

GPS Raymarine 12" touch screen with map and sounder  
VHF Raymarine 60  
FUSION 650 Marine Audio/Mp3 1 x Subwoofer, 4 x Speakers, 1 x Amplifier  
Chain Counter

### DECK AND COPCKIT

T-Top with electrically movable windscreen  
2 Bolster seats with hydraulic absorber  
Wet bar, including Fridge, Sink  
Wash Down System, Saltwater & Freshwater

### ELECTRIC EQUIPMENT


Led Exterior & Interior Lighting throughout  
Underwater Lights  
Shore Power, Battery Charger, Inverter 220V / 2000W  
Boiler 18 Ltr  
Nespresso Coffee Machine


### UPHOLSTERY AND WOOD

Carbon Dash panel  
Full Teak Deck  
Sun tent Bimini fitted on T-Top  
Side Curtains fitted on T-Top

### COVERS


Boat Cover (winter)  
Console Cover  
Bolster seats covers





Ribco





## Dimensions

Length (Loa)	10.50 m
Beam (Boa)	3.25 m
Length (Hull)	8.90 m
Beam (Hull)	1.78 m

## General


- Exclusive Hull, Designed for Optimal Hull Performance
- Non slip decking throughout deck, cockpit, cabin
- Ribco Handmade Tubes in any color
- Electric Windlass with remote control / Inox Ultra Anchor with 40m Chain
- Through-Bow Anchor Roller with Stainless Steel Guard
- Bow eye
- 2X bow cleats, 2X stern cleats

## Safety

- Basic Flotation for "Unsinkable" Design Principal
- Ability to travel at full speed with all air chambers deflated
- High grip antiskid in all walking areas
- Self drained deck
- Watertight cockpit

## Construction

- Composite Construction
- Premium Isophthalic Gel Coat
- Premium Isophthalic Resin
- Premium Orca 1670dtx tube fabric
- Solid Fiberglass Composite Hull
- Four Stringer / 5 bulkheads stiffness hull construction system.
- Non-Skid Fiberglass Cockpit Liner with Large Scuppers
- Through Bolted 316 Stainless Steel Hardware
- 2 fuel tanks in Enclosed Chambers



Ribco

## Cockpit and deck

- Huge Helm Station with Large Flush Mounted Electronics Mounting Area
- Hydraulic System
- Weather Resistant Gearing Switch Panel
- 12V Outlets (2)
- Electric bow anchor windlass / locker in forward bulkhead
- Complete electrical system
- Dedicated Port and Starboard Engine Starting Batteries
- Dedicated House Batteries ( 2 )
- Emergency Battery Crossover Capability
- Automatic pumps
- Total fuel capacity 760lit
- Total water capacity 170lit
- Charger for batteries / Inverter 2.000W
- Nespresso coffee machine
- Hot Water Boiler
- Huge centre console
- Two bolster seats ( driver / co driver ) with hydraulic absorber
- Wet bar with sink and fridge
- Wash down with salt / fresh water
- Five people bench seat
- Huge rear sun bed
- Complete set of cushions
- WC with shower inside console marine head with holding tank
- Sink
- Sleeping ability for 2 in front compartment +2 in rear compartment

## T-Top

- Heavy Duty Inox Frame painted black
- Solar panel for charging service batteries
- Side curtains for protection on heavy weather
- Overhead Led Lights

## Propulsion

### OUTBOARD VERSION

Min 2X250 Hp  
Max 2X 350 Hp

### STERNDRIVE VERSION

Min 2X220 Hp  
Max 2X350 Hp





Ribco